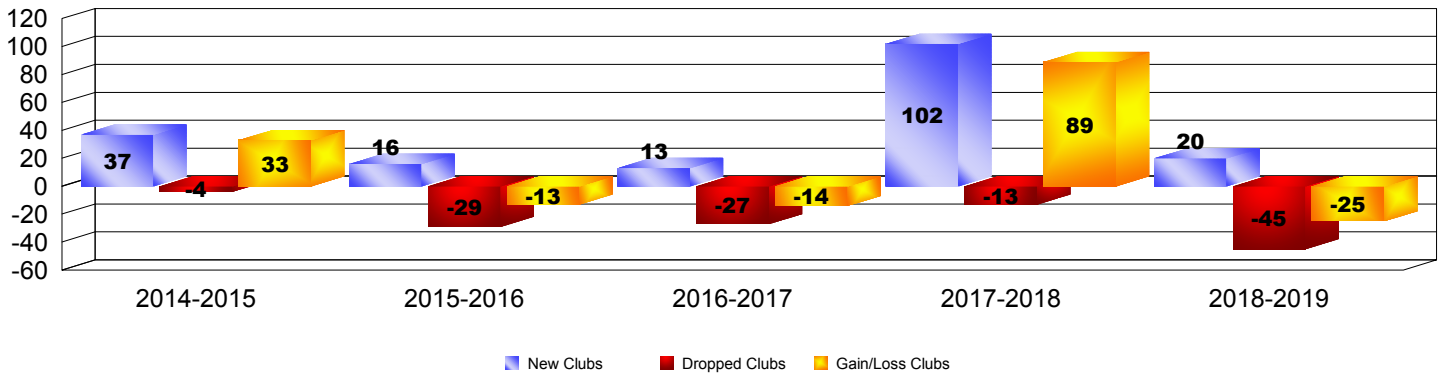
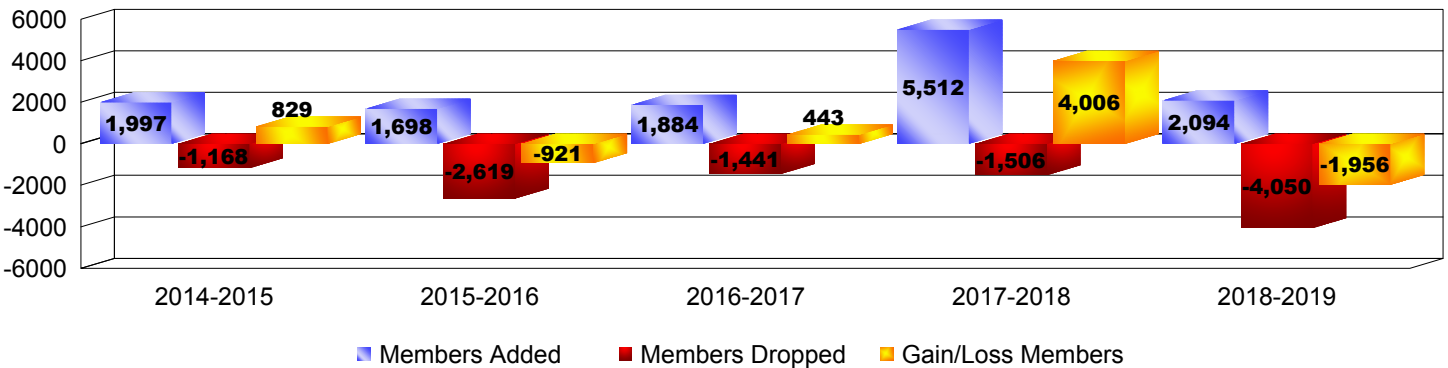


Year	New Clubs	Dropped Clubs	Gain/Loss Clubs	New Members	Charter Members	Reinstate Members	Transfer Members	Total Member Added	Total Members Dropped	Gain/Loss Members
2014-2015	37	-4	33	1008	866	73	50	1997	-1168	829
2015-2016	16	-29	-13	715	682	216	85	1698	-2619	-921
2016-2017	13	-27	-14	1388	353	87	56	1884	-1441	443
2017-2018	102	-13	89	2774	2534	150	54	5512	-1506	4006
2018-2019	20	-45	-25	999	649	397	49	2094	-4050	-1956
<b>Average</b>	<b>38</b>	<b>-24</b>	<b>14</b>	<b>1377</b>	<b>1017</b>	<b>185</b>	<b>59</b>	<b>2637</b>	<b>-2157</b>	<b>480</b>

**Clubs**




**Members**



**Membership Composition**

June 2019 Cumulative



**Gender Comparison**

June 2019 Cumulative

